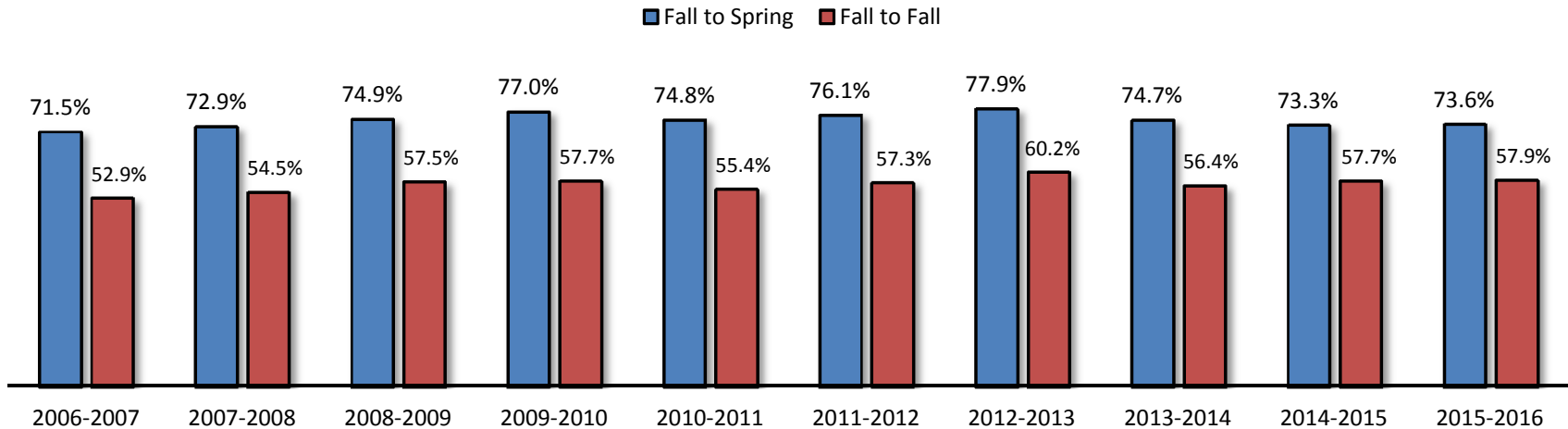

Section 2

Student Retention

2.1 Fall Student Retention

	Fall-06 to Spring-07	Fall-07 to Spring-08	Fall-08 to Spring-09	Fall-09 to Spring-10	Fall-10 to Spring-11	Fall-11 to Spring-12	Fall-12 to Spring-13	Fall-13 to Spring-14	Fall-14 to Spring-15	Fall-15 to Spring-16
Fall to Spring Retention										
Fall Students*	2,763	2,765	2,846	3,492	3,833	3,569	3,480	3,370	3,135	2,783
Students Returning in Spring	1,879	1,919	2,033	2,575	2,775	2,608	2,565	2,402	2,163	1,907
<i>Percent Returned</i>	68.0%	69.4%	71.4%	73.7%	72.4%	73.1%	73.7%	71.3%	69.0%	68.5%
Fall Graduates	96	96	100	115	93	109	145	116	136	141
Non-Returners/Non-Completers	788	750	713	802	965	852	770	852	836	735
Adjusted Fall to Spring Retention Rate	71.5%	72.9%	74.9%	77.0%	74.8%	76.1%	77.9%	74.7%	73.3%	73.6%
	Fall-06 to Fall-07	Fall-07 to Fall-08	Fall-08 to Fall-09	Fall-09 to Fall-10	Fall-10 to Fall-11	Fall-11 to Fall-12	Fall-12 to Fall-13	Fall-13 to Fall-14	Fall-14 to Fall-15	Fall-15 to Fall-16
Fall To Fall Retention										
Fall Students*	2,763	2,765	2,846	3,492	3,833	3,569	3,480	3,370	3,135	2,783
Students Returning in Fall	1,147	1,216	1,300	1,667	1,681	1,649	1,661	1,468	1,365	1,183
<i>Percent Returned</i>	41.5%	44.0%	45.7%	47.7%	43.9%	46.2%	47.7%	43.6%	43.5%	42.5%
Fall, Spring and Summer Graduates	316	290	336	348	442	395	433	431	445	429
Non-Returners/Non-Completers	1,300	1,259	1,210	1,477	1,710	1,525	1,386	1,471	1,325	1,171
Adjusted Fall to Fall Retention Rate	52.9%	54.5%	57.5%	57.7%	55.4%	57.3%	60.2%	56.4%	57.7%	57.9%

Retention



Source: Colleague Census Files

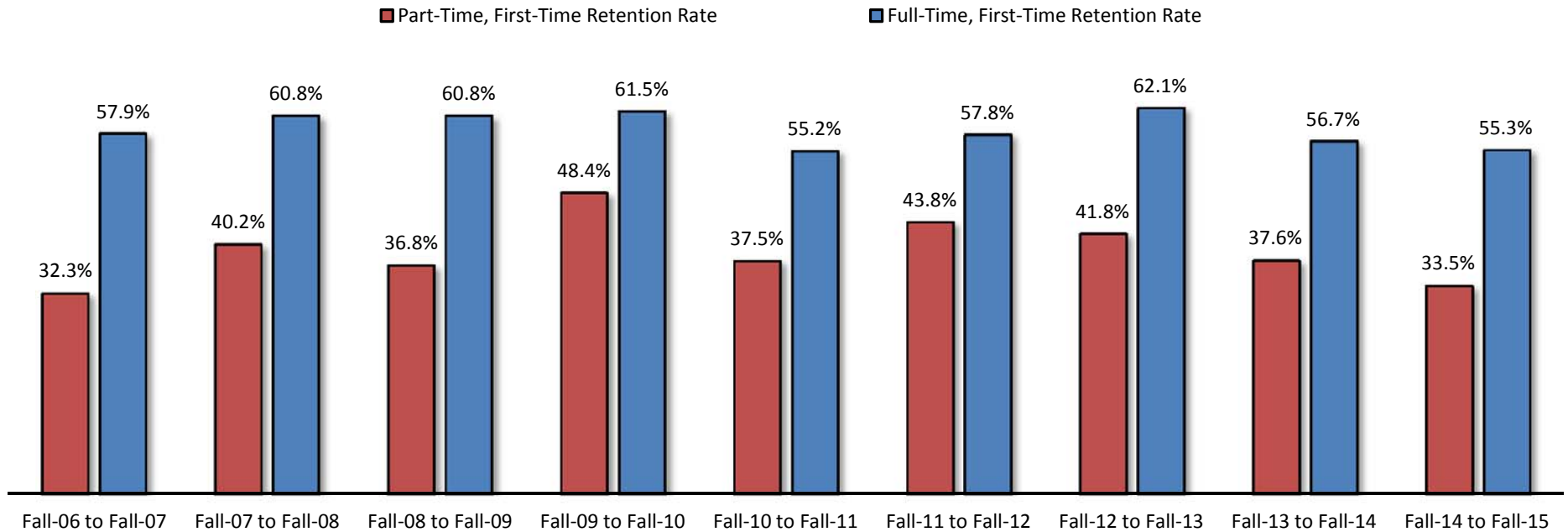
*Fall student headcount does not include any dual credit/dual technical credit students

Adjusted Retention Rate = (Fall Students - Non-Returners & Non-Completers)/Fall Students

2.2 First-Time Student Cohort Retention

	Fall-06 to	Fall-07 to	Fall-08 to	Fall-09 to	Fall-10 to	Fall-11 to	Fall-12 to	Fall-13 to	Fall-14 to
Fall to Fall Full-Time Student Retention	Fall-07	Fall-08	Fall-09	Fall-10	Fall-11	Fall-12	Fall-13	Fall-14	Fall-15
Full-time, first-time Fall Cohort (adjusted)	649	561	571	781	743	682	630	624	577
Still Enrolled/Completed	376	341	347	480	410	394	391	354	319
Full-Time, First-Time Retention Rate	57.9%	60.8%	60.8%	61.5%	55.2%	57.8%	62.1%	56.7%	55.3%
	Fall-06 to	Fall-07 to	Fall-08 to	Fall-09 to	Fall-10 to	Fall-11 to	Fall-12 to	Fall-13to	Fall-14to
Fall To Fall Part-Time Student Retention	Fall-07	Fall-08	Fall-09	Fall-10	Fall-11	Fall-12	Fall-13	Fall-14	Fall-15
Part-time, first-time Fall Cohort (adjusted)	161	132	106	157	152	176	196	149	170
Still Enrolled/Completed	52	53	39	76	57	77	82	56	57
Part-Time, First-Time Retention Rate	32.3%	40.2%	36.8%	48.4%	37.5%	43.8%	41.8%	37.6%	33.5%

First-Time Student Retention

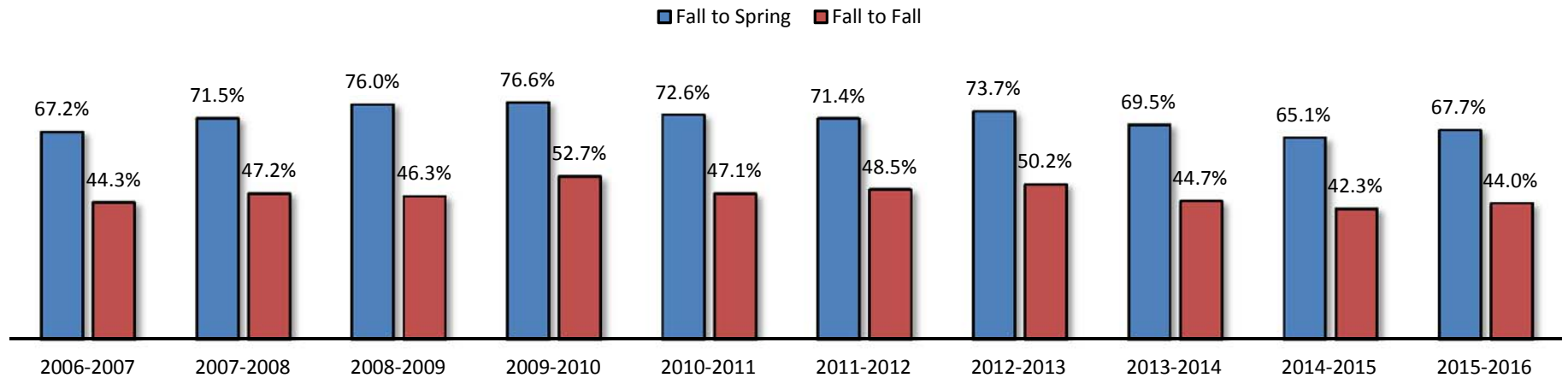


2.3 Developmental Student Retention

Fall to Spring Retention	Fall-06 to Spring-07	Fall-07 to Spring-08	Fall-08 to Spring-09	Fall-09 to Spring-10	Fall-10 to Spring-11	Fall-11 to Spring-12	Fall-12 to Spring-13	Fall-13 to Spring-14	Fall-14 to Spring-15	Fall-15 to Spring-16
Fall Developmental Students*	512	534	492	912	1,152	1,029	1,039	941	886	666
Students Returning in Spring	343	381	373	698	835	734	766	652	577	450
<i>Percent Returned</i>	67.0%	71.3%	75.8%	76.5%	72.5%	71.3%	73.7%	69.3%	65.1%	67.6%
Fall Graduates	1	1	1	1	1	1	0	2	0	1
Non-Returners/Non-Completers	168	152	118	213	316	294	273	287	309	215
Adjusted Fall to Spring Retention Rate	67.2%	71.5%	76.0%	76.6%	72.6%	71.4%	73.7%	69.5%	65.1%	67.7%

Fall To Fall Retention	Fall-06 to Fall-07	Fall-07 to Fall-08	Fall-08 to Fall-09	Fall-09 to Fall-10	Fall-10 to Fall-11	Fall-11 to Fall-12	Fall-12 to Fall-13	Fall-13 to Fall-14	Fall-14 to Fall-15	Fall-15 to Fall-16
Fall Developmental Students*	512	534	492	912	1,152	1,029	1,039	941	886	666
Students Returning in Fall	225	250	227	476	535	491	520	417	372	292
<i>Percent Returned</i>	43.9%	46.8%	46.1%	52.2%	46.4%	47.7%	50.0%	44.3%	42.0%	43.8%
Fall, Spring and Summer Graduates	2	2	1	5	8	8	2	4	3	1
Non-Returners/Non-Completers	285	282	264	431	609	530	517	520	511	373
Adjusted Fall to Fall Retention Rate	44.3%	47.2%	46.3%	52.7%	47.1%	48.5%	50.2%	44.7%	42.3%	44.0%

Developmental Student Retention



Source: Colleague Census Files

*Students enrolled in EN*0103, EN*0133, EN*0141, EN*0202, EN*0203, EN*0222, MT*0103, or MT*0203