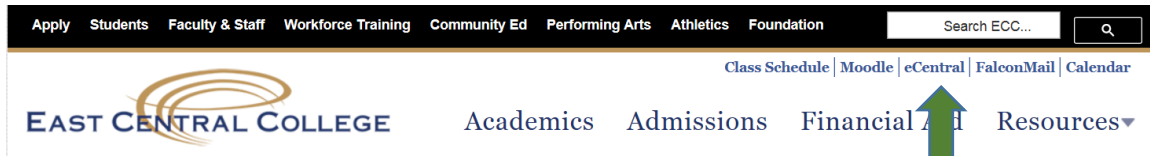


AVOID THE DRIVE AND THE LINES - Sign Up for Direct Deposit:

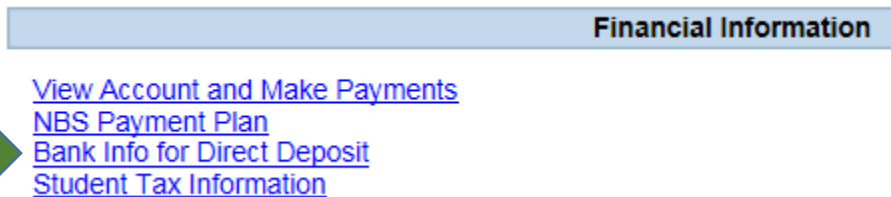
Go to www.eastcentral.edu

Click on eCentral at the top right of the page:

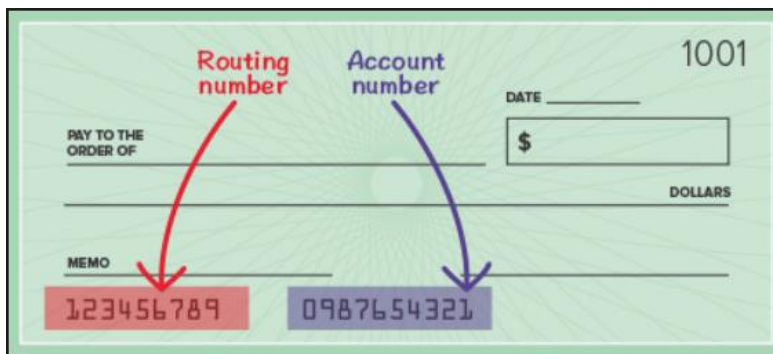


Login using your assigned username and password.

Under “Financial Information” click the link [Bank Info for Direct Deposit](#)



You will need to enter your bank’s routing number, your account number, and a few other details.



The system will process a “test” deposit, so you must sign up for this process 2 weeks prior to your refund date.

The student's name must be on the bank account for this request to be processed.