



Health Procedure Cost Estimator



Welcome

To get the most of your benefits:

- [View your Welcome Tutorial](#)
- [Complete your Profile](#)



My Messages

You have no new messages

[View Message Center](#)

MEDICAL / PHARMACY


Member ID:

Group Name:

Group:

USEFUL TOOLS

- [FIND A DOCTOR](#)
(Dentist, Pharmacy, or Hospital)
- [FIND URGENT CARE](#)
- [PRESCRIPTION BENEFITS](#)
- [CHECK CLAIM STATUS](#)




HEALTH CARE REFORM

FOR YOU

Health Care Reform affects everyone - Learn more about how it will affect you.

[Learn more about health care reform >](#)



Facility Cost & Quality

Anthem Care Comparison

View the cost and quality difference for procedures in your area.

[View Demo About Facility Cost & Quality >Started >](#)

Benefits

Medical | Pharmacy [View All Benefits](#)


Active Coverage

[View My Plan Documents](#)

Who Else Is Covered?

[View member eligibility and coverage details](#)

Covered dependents under 18 years old



Medical | Pharmacy

Your Accounts

Your information is provided by our trusted partner(s). Anthem does not manage this information and does not guarantee its accuracy. Please contact [Customer Support](#) if you have any questions.

Your account balance cannot be viewed online. For more information contact [Customer Support](#).

Recent Claims

[View your Health Record](#) | [View All Claims](#)

Number	Date	For	Type	Doctor/Facility	Total	Member Responsibility	Status	EOB Form ?
...B100							Processed	
...5F00							Processed	View EOB
...8100							Processed	View EOB
...C100							Processed	View EOB
...A600							Processed	View EOB

(05/29/2014)

Your pharmacy claims data is available on the site of our pharmacy plan administrator. [Select this link to visit pharmacy plan administrator site.](#)

Notice: Members with **termed Pharmacy Benefits** will be unable to access pharmacy benefit information after selecting the above link.

Click
"Get Started"

1

Health Procedure Cost Estimator

CHOOSE REPORT CHOOSE HOSPITALS RANK CRITERIA VIEW REPORT

Find a facility for a procedure or condition...

Select the type of service you are looking for: ?

All Services Outpatient Services Inpatient Services

Select a body part or use the menus below to select a Category and a Procedure/Diagnosis:

MALE FEMALE



FRONT BACK

Explanation

A MRI of the Lumbar Spine takes detailed 3-D pictures (scans) of soft tissues, bone and virtually all other internal parts of the Lumbar Spine. It is used to help diagnose diseases and injuries.

Provides an average cost of the three MRI Lumbar Spine types when exact type is unknown.

Category:
Radiology-MRI ▼

Procedure/Diagnosis:
MRI Lumbar Spine Unspecified ▼

Location (city, state or zip): 63090 **Within:** 50 ▼ miles **CONTINUE**

Related Links

Or find a hospital by name...

Hospital Name (at least 3 characters)

Location (city, state or zip)
63090
CONTINUE

What You Should Know

Use Care Comparison to compare facilities for your health care. You'll be able to see information from a variety of sources about inpatient and outpatient services, as well as cost and quality.

To see all services available in Care Comparison, select 'All Services'.

To see only services that do not require an overnight stay, select 'Outpatient Services'. The information will include cost data.

To see only services that require an overnight stay, select 'Inpatient Services'. The information may include cost or quality data depending upon the specific service.

Health Procedure Cost Estimator

CHOOSE REPORT

VIEW REPORT

This report compares providers within 25 miles of Washington, MO for **MRI Lumbar Spine Unspecified**. This is just one of several sources you should consult to select a service provider; always consult your physician about what decision is right for you.

Name	Location	Distance	Typical Cost Low	Typical Cost High	Number of Services/Year
Sullivan Open MRI	102C Progress Pkwy Sullivan, MO 63080 573-468-8673	25 mi (map)	\$383	\$469	9
Mercy Hospital Washington	901 E 5th St Washington, MO 63090 636-239-8000	2 mi (map)	\$596	\$876	337
St Joseph Health Center	500 Medical Dr Wentzville, MO 63385 636-327-1000	21 mi (map)	\$642	\$1,192	202
St Joseph Hospital West	100 Medical Plz Lake Saint Louis, MO 63367 636-625-5200	23 mi (map)	\$718	\$1,242	257

Print report

Email report

Questions To Ask Your Doctor

About this chart

Prices in the chart above are based on PPO contracted rates and include a bundle of related services that are generally a standard part of this procedure or treatment:

- 3-D pictures of the Lumbar Spine
- Review by a specialist

Legend

Typical High/Low cost: Most procedures involve a particular bundle of related services, tests and visits. Based on our members' history, we've developed a standard bundle that's typical for this procedure. Each price range includes the typical price for this procedure's bundle of related services, including facility, physician and other services, like lab tests and x-rays, so you can see the total price of having a procedure done, not just the surgery itself. Whether your actual price falls within the range depends on which of these related services your doctor recommends or prescribes for your treatment, as well as your own condition.

* = No cost data available due to provider refusal

** = No cost data due to insufficient data

N/A = Information is not available

About this facility listing: This report is not an all-inclusive listing of participating providers. For a complete directory of participating providers, please check your online provider directory, call the customer service number on your ID card, or contact the provider directly.

Methodology

The cost information provided here is based on a methodology your health plan has applied to help predict typical costs for certain services provided related to certain procedures or diagnostics at different facilities. This methodology may be changed from time to time. Your actual cost for the procedure may be different and will depend on the actual services provided and may also vary based on other factors as well such as the complexity of the services rendered, your plan type and your health plan's contractual arrangements with the providers who perform the services for you.

Your health plan has used claims information and PPO contracted facility cost rates to help develop the cost ranges displayed and this information will be updated from time to time and may result in variation of cost ranges reported on this site. The independently contracted provider networks change periodically and provider participation should be verified prior to receiving services. The information on this site is only applicable to the facilities listed. The information is not applicable for Medicare or Medicaid members, or otherwise where your health plan is not the primary payer.