

---

# Section 3

# Developmental Students

---

### 3.1 Fall 2016 Developmental Student Characteristics

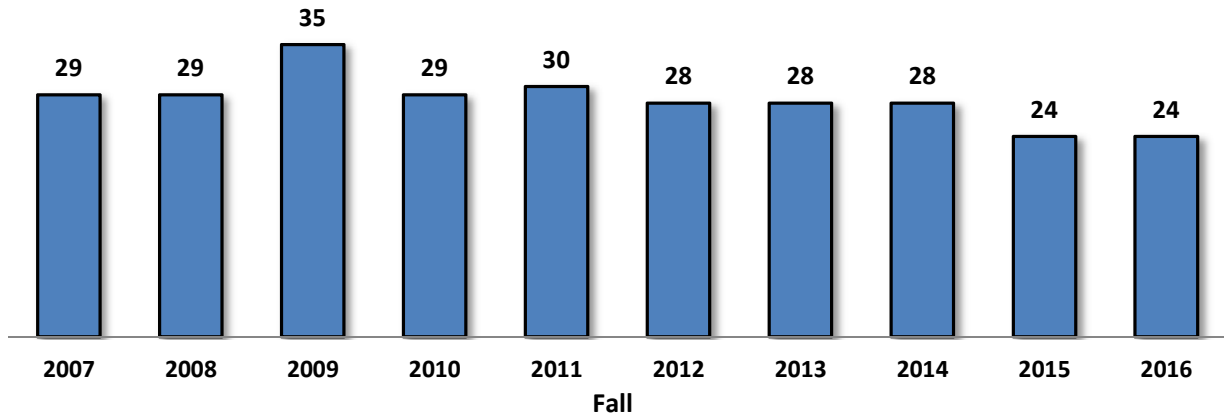
	1 Course	2 Courses	3+ Courses	Total	% of Total
<b>Total</b>	413	143	48	604	100.0%
<b>Gender</b>					
Male	129	51	18	198	32.8%
Female	284	92	30	406	67.2%
<b>Enrollment Status</b>					
Full-Time	259	98	36	393	65.1%
Part-Time	154	45	12	211	34.9%
<b>First-Time ECC Student</b>	205	126	45	376	62.3%
<b>Course Enrollment</b>					(1)
EN 0103 - College Content Reading	0	0	0	0	0.0%
EN 0133 - Introduction To Writing	20	39	39	98	11.6%
EN 0141 - Study Skills	14	12	2	28	3.3%
EN 0142 - Composition Expansion	8	35	0	43	5.1%
EN 0203 - Reading Comprehension	20	56	47	123	14.6%
EN 0215 - Connecting Reading & Writing	7	26	8	41	4.9%
EN 0221 - Vocabulary Basics	0	0	0	0	0.0%
EN 0222 - Spelling	0	0	0	0	0.0%
MT 0103 - Pre-Algebra	128	66	29	223	26.5%
MT 0204 - Introductory Algebra	216	52	19	287	34.0%
<b>Location</b>					
In-District	224	84	23	331	54.8%
Out-of-District	187	58	24	269	44.5%
Out-of-State	1	0	1	2	0.3%
International	1	1	0	2	0.3%
Other	0	0	0	0	0.0%
<b>Age</b>					
< 18	10	3	0	13	2.2%
18-19	181	93	29	303	50.2%
20-21	66	20	7	93	15.4%
22-24	32	7	4	43	7.1%
25-29	49	8	4	61	10.1%
30-34	20	6	3	29	4.8%
35-39	25	2	1	28	4.6%
40-49	22	2	0	24	4.0%
50-64	7	2	0	9	1.5%
65 and older	1	0	0	1	0.2%
Unknown	0	0	0	0	0.0%
<b>Race/Ethnicity</b>					
American Indian/Alaska Native	4	3	1	8	1.3%
Asian	4	1	0	5	0.8%
Black or African American	4	4	3	11	1.8%
Hispanic	9	4	1	14	2.3%
Native Hawaiian/Pacific Islander	0	0	0	0	0.0%
Nonresident Alien	0	0	0	0	0.0%
Race/Ethnicity Unknown	5	2	0	7	1.2%
Two or more races	6	3	0	9	1.5%
White	381	127	42	550	91.1%

Source: Colleague Fall Census

(1) Percentages for the developmental course enrollment are based on the total developmental course enrollment

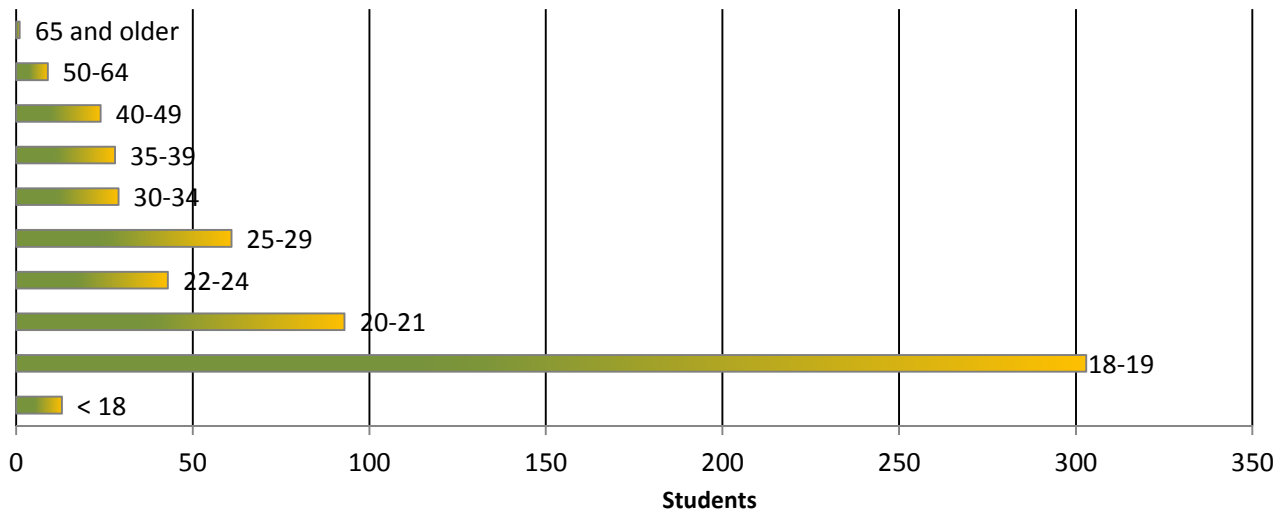
### 3.2 Fall Developmental Student Summary

Percentage of Total Students\* Taking a Developmental Education Course in a Fall Term

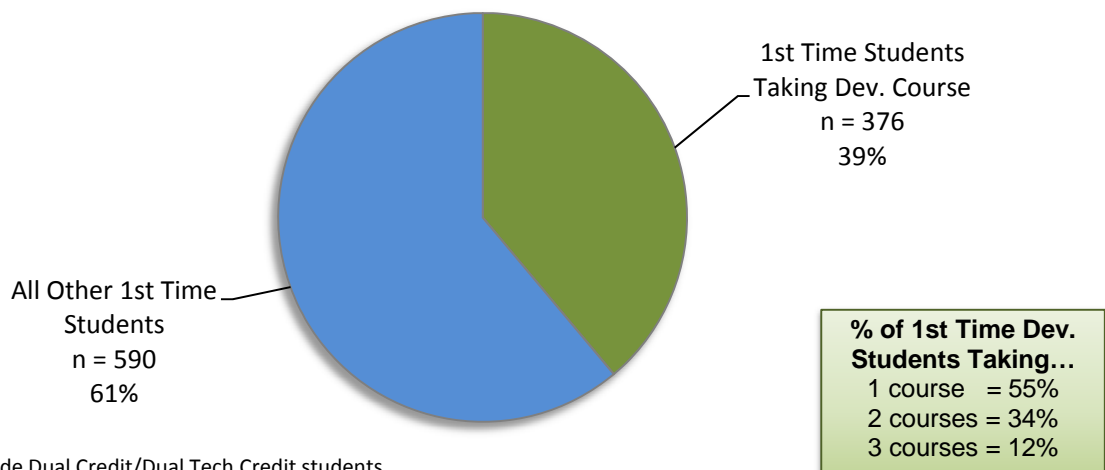


\*Does not include Dual Credit/Dual Tech Credit students.

Fall 2016 Developmental Student Age



Percentage of First Time ECC Students\* Taking at Least 1 Developmental Course in Fall 2016

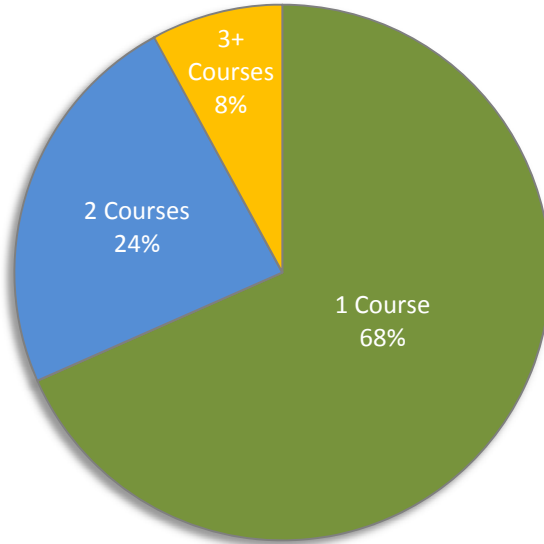


\*Does not include Dual Credit/Dual Tech Credit students.

### 3.3 Fall Developmental Course Summary

---

#### Percentage of How Many Developmental Courses Students Took in Fall 2016



Developmental Student Headcount (unduplicated) = 604

---

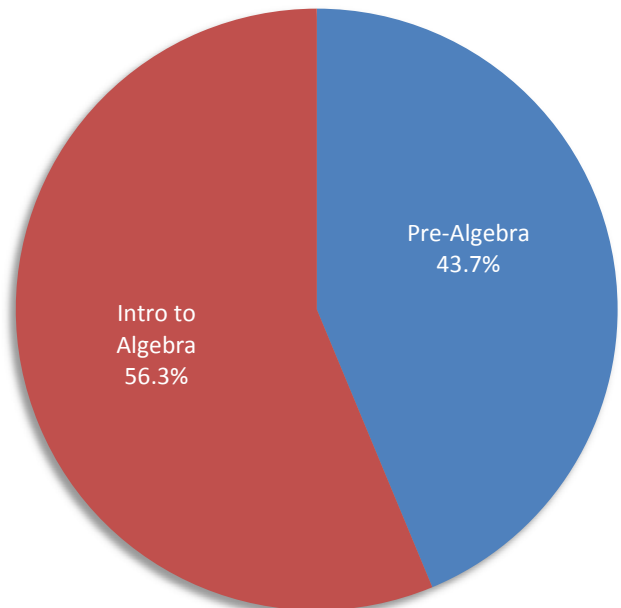
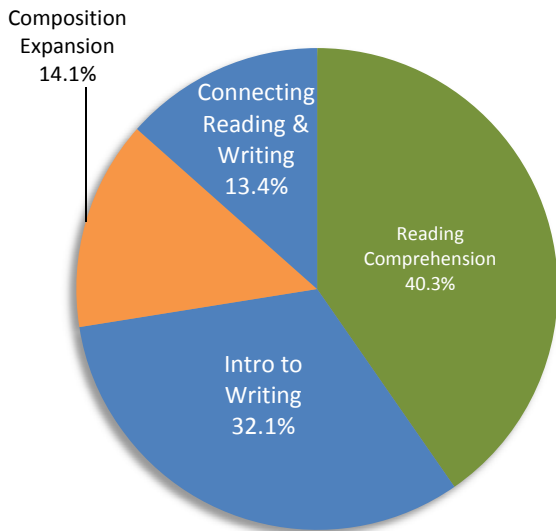
#### Breakdown of Fall 2016 Developmental Coursework

**Developmental English enrollment comprises 40% of the total developmental enrollment.**

**Developmental Math enrollment comprises 60% of the total developmental enrollment.**

##### English Course Enrollment

##### Math Course Enrollment

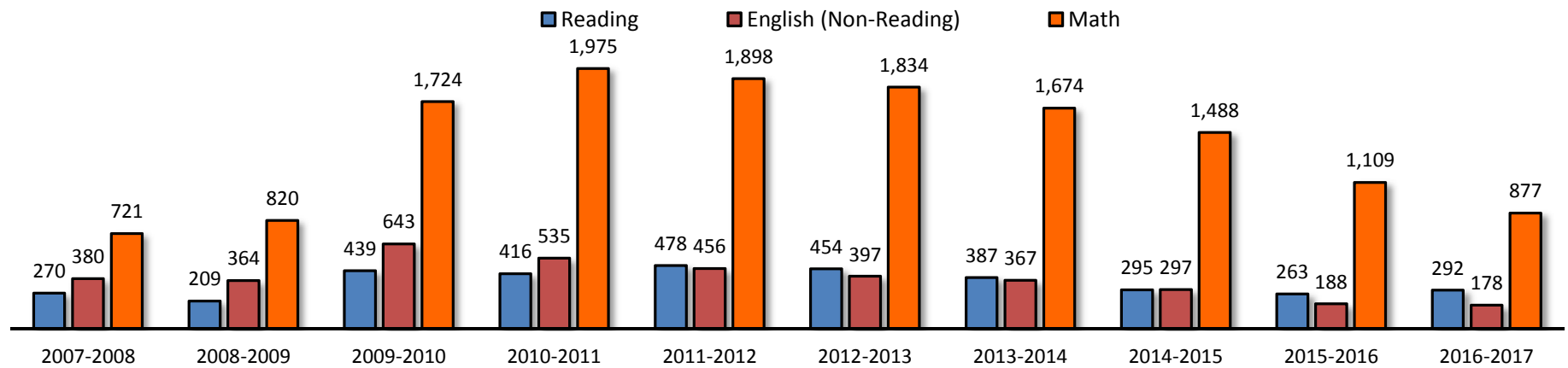


Fall 2016 Developmental Course Enrollment (duplicated) = 843

---

### 3.4 Developmental Course Enrollment

	2007-2008	2008-2009	2009-2010	2010-2011	2011-2012	2012-2013	2013-2014	2014-2015	2015-2016	2016-2017	% Change 2007-2008 to 2016-2017	% Change 2015-2016 to 2016-2017
<b>DEVELOPMENTAL MATH</b>												
MT*0103 Pre-Algebra	155	263	926	1,010	1,005	993	854	752	477	380	145.2%	-20.3%
MT*0203 Introductory Algebra	566	557	798	965	803	708	69	--	--	--	na	na
MT*0204 Extended Introductory Algebra	--	--	--	88	90	133	751	736	632	497	na	-21.4%
<b>Total Developmental Math</b>	<b>721</b>	<b>820</b>	<b>1,724</b>	<b>1,975</b>	<b>1,898</b>	<b>1,834</b>	<b>1,674</b>	<b>1,488</b>	<b>1,109</b>	<b>877</b>	<b>21.6%</b>	<b>-20.9%</b>
<b>DEVELOPMENTAL ENGLISH</b>												
<u>Non-Reading Courses</u>												
EN*0133 Intro to Writing	349	334	609	505	436	390	364	295	171	137	-60.7%	-19.9%
EN*0141 Study Skills	20	14	20	18	5	3	3	1	17	41	105.0%	141.2%
EN*0221 Vocabulary Basics	1	7	5	9	6	4	--	1	--	--	na	na
EN*0222 Spelling	10	9	9	3	9	--	--	--	--	--	na	na
<b>Total Development English (Non-Reading)</b>	<b>380</b>	<b>364</b>	<b>643</b>	<b>535</b>	<b>456</b>	<b>397</b>	<b>367</b>	<b>297</b>	<b>188</b>	<b>178</b>	<b>-53.2%</b>	<b>-5.3%</b>
<u>Reading Courses</u>												
EN*0103 College Content Reading Skills	81	51	118	--	--	--	--	--	--	--	na	na
EN*0142 Composition Expansion	--	--	--	--	--	--	--	15	64	50	na	-21.9%
EN*0203 Reading Comprehension	189	158	321	416	478	454	387	280	163	170	-10.1%	4.3%
EN*0215 Connecting Reading and Writing	--	--	--	--	--	--	5	13	36	72	na	100.0%
<b>Total Development English (Reading)</b>	<b>270</b>	<b>209</b>	<b>439</b>	<b>416</b>	<b>478</b>	<b>454</b>	<b>387</b>	<b>295</b>	<b>263</b>	<b>292</b>	<b>8.1%</b>	<b>11.0%</b>
<b>TOTAL DEVELOPMENTAL ENROLLMENT</b>	<b>1,371</b>	<b>1,393</b>	<b>2,806</b>	<b>2,926</b>	<b>2,832</b>	<b>2,685</b>	<b>2,428</b>	<b>2,080</b>	<b>1,560</b>	<b>1,347</b>	<b>-1.8%</b>	<b>-13.7%</b>



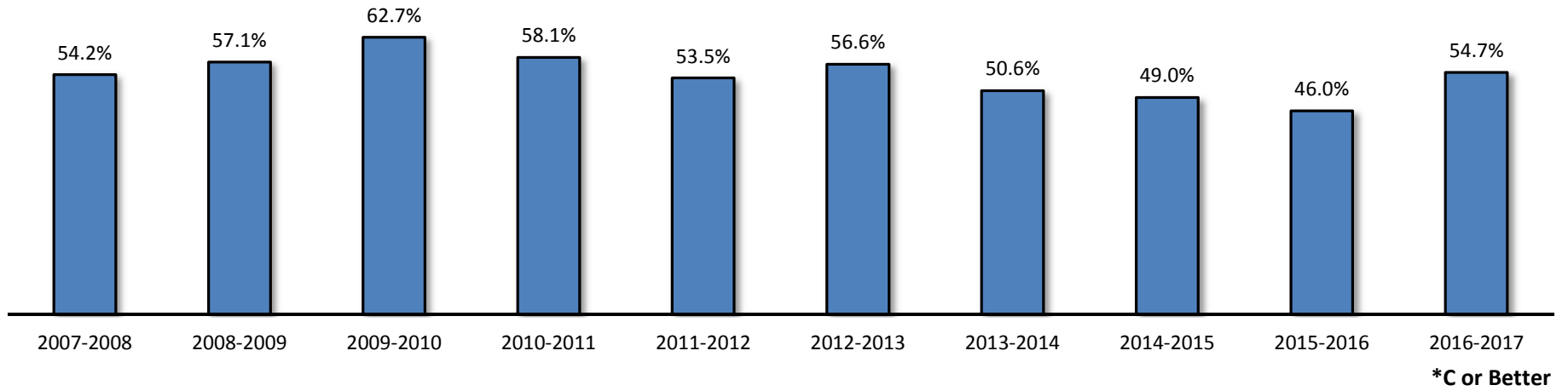
Source: Colleague

Note: All data includes end of term students who completed a developmental course with a verified grade

### 3.5 Developmental Course Grades

	2007-2008	2008-2009	2009-2010	2010-2011	2011-2012	2012-2013	2013-2014	2014-2015	2015-2016	2016-2017	% Change	
											2007-08 to 2016-17	2015-16 to 2016-17
<b>Developmental Course Enrollment</b>	1,371	1,393	2,806	2,926	2,832	2,685	2,428	2,080	1,560	1,347	-1.8%	-13.7%
<b>Grade</b>												
A	266	255	726	599	446	289	209	189	111	167	-37.2%	50.5%
% of A Students	19.4%	18.3%	25.9%	20.5%	15.7%	10.8%	8.6%	9.1%	7.1%	12.4%		
B	252	278	570	588	576	728	548	459	322	281	11.5%	-12.7%
% of B Students	18.4%	20.0%	20.3%	20.1%	20.3%	27.1%	22.6%	22.1%	20.6%	20.9%		
C	225	262	463	513	492	502	471	372	285	289	28.4%	1.4%
% of C Students	16.4%	18.8%	16.5%	17.5%	17.4%	18.7%	19.4%	17.9%	18.3%	21.5%		
D	126	120	204	271	315	261	294	213	154	123	-2.4%	-20.1%
% of D Students	9.2%	8.6%	7.3%	9.3%	11.1%	9.7%	12.1%	10.2%	9.9%	9.1%		
F	254	249	444	569	522	411	279	235	201	128	-49.6%	-36.3%
% of F Students	18.5%	17.9%	15.8%	19.4%	18.4%	15.3%	11.5%	11.3%	12.9%	9.5%		
W	248	229	399	474	482	494	627	625	481	357	44.0%	-25.8%
% of W Students	18.1%	16.4%	14.2%	16.2%	17.0%	18.4%	25.8%	30.0%	30.8%	26.5%		

### Successful\* Course Completers



Source: Colleague

Note: All data includes end of term students who completed a developmental course with a verified grade