
Section 2

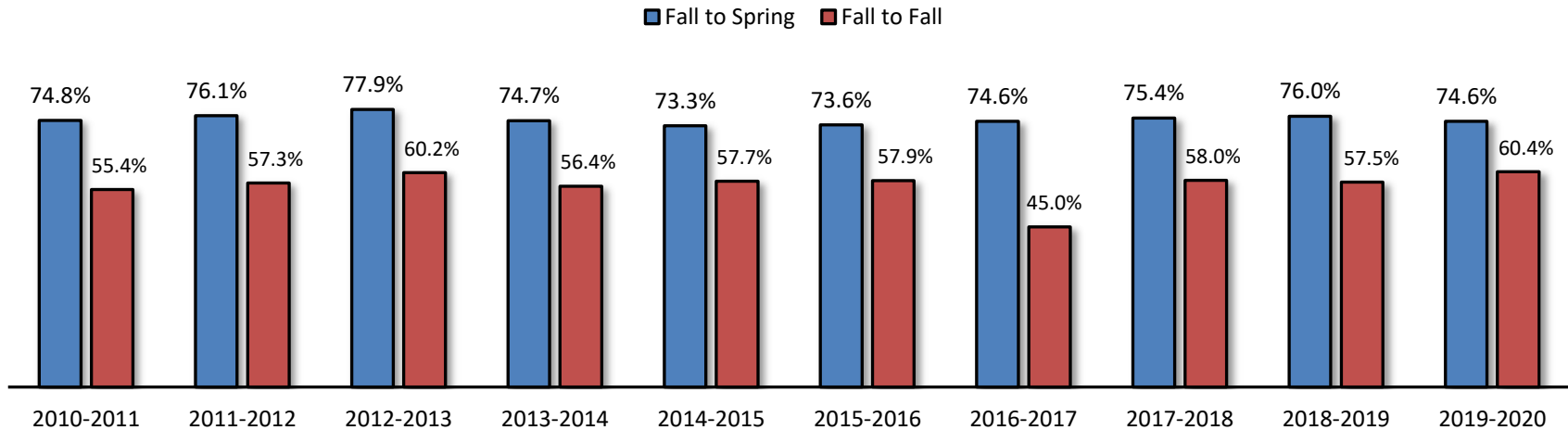
Student Retention

2.1 Fall Student Retention

Fall to Spring Retention	Fall-10 to Spring-11	Fall-11 to Spring-12	Fall-12 to Spring-13	Fall-13 to Spring-14	Fall-14 to Spring-15	Fall-15 to Spring-16	Fall-16 to Spring-17	Fall-17 to Spring-18	Fall-18 to Spring-19	Fall-19 to Spring-20
Fall Students*	3,833	3,569	3,480	3,370	3,135	2,783	2,518	2,346	2,199	2,114
Students Returning in Spring	2,775	2,608	2,565	2,402	2,163	1,907	1,774	1,644	1,552	1,452
<i>Percent Returned</i>	72.4%	73.1%	73.7%	71.3%	69.0%	68.5%	70.5%	70.1%	70.6%	68.7%
Fall Graduates	93	109	145	116	136	141	104	126	119	124
Non-Returners/Non-Completers	965	852	770	852	836	735	640	576	528	538
Adjusted Fall to Spring Retention Rate	74.8%	76.1%	77.9%	74.7%	73.3%	73.6%	74.6%	75.4%	76.0%	74.6%

Fall To Fall Retention	Fall-10 to Fall-11	Fall-11 to Fall-12	Fall-12 to Fall-13	Fall-13 to Fall-14	Fall-14 to Fall-15	Fall-15 to Fall-16	Fall-16 to Fall-17	Fall-17 to Fall-18	Fall-18 to Fall-19	Fall-19 to Fall-20
Fall Students*	3,833	3,569	3,480	3,370	3,135	2,783	2,518	2,346	2,199	2,114
Students Returning in Fall	1,681	1,649	1,661	1,468	1,365	1,183	1,122	958	884	829
<i>Percent Returned</i>	43.9%	46.2%	47.7%	43.6%	43.5%	42.5%	44.6%	40.8%	40.2%	39.2%
Fall, Spring and Summer Graduates	442	395	433	431	445	429	401	402	381	448
Non-Returners/Non-Completers	1,710	1,525	1,386	1,471	1,325	1,171	1,386	986	934	837
Adjusted Fall to Fall Retention Rate	55.4%	57.3%	60.2%	56.4%	57.7%	57.9%	45.0%	58.0%	57.5%	60.4%

Retention



Source: Colleague Census Files

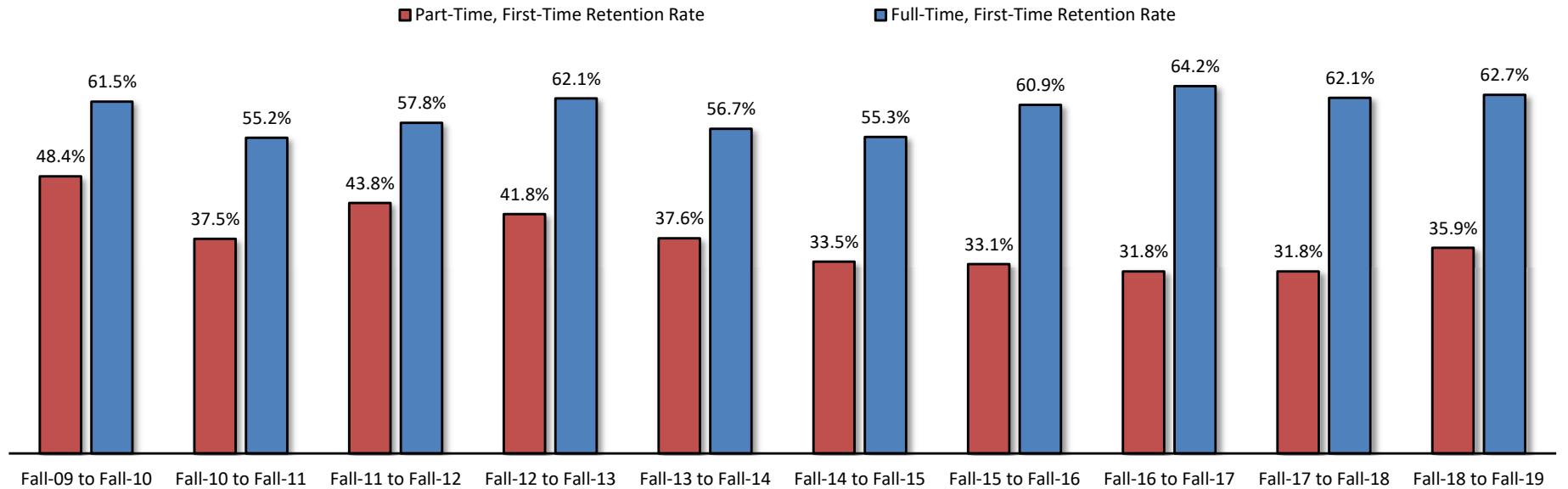
*Fall student headcount does not include any dual credit/dual technical credit students

Adjusted Retention Rate = (Fall Students - Non-Returners & Non-Completers)/Fall Students

2.2 First-Time Student Cohort Retention

	Fall-09 to	Fall-10 to	Fall-11 to	Fall-12 to	Fall-13 to	Fall-14 to	Fall-15 to	Fall-16 to	Fall-17 to	Fall-18 to
Fall to Fall Full-Time Student Retention	Fall-10	Fall-11	Fall-12	Fall-13	Fall-14	Fall-15	Fall-16	Fall-17	Fall-18	Fall-19
Full-time, first-time Fall Cohort (adjusted)	781	743	682	630	624	577	550	525	494	549
Still Enrolled/Completed	480	410	394	391	354	319	335	337	307	344
Full-Time, First-Time Retention Rate	61.5%	55.2%	57.8%	62.1%	56.7%	55.3%	60.9%	64.2%	62.1%	62.7%
Fall To Fall Part-Time Student Retention	Fall-10	Fall-11	Fall-12	Fall-13	Fall-14	Fall-15	Fall-16	Fall-17	Fall-18	Fall-19
Part-time, first-time Fall Cohort (adjusted)	157	152	176	196	149	170	136	129	110	103
Still Enrolled/Completed	76	57	77	82	56	57	45	41	35	37
Part-Time, First-Time Retention Rate	48.4%	37.5%	43.8%	41.8%	37.6%	33.5%	33.1%	31.8%	31.8%	35.9%

First-Time Student Retention



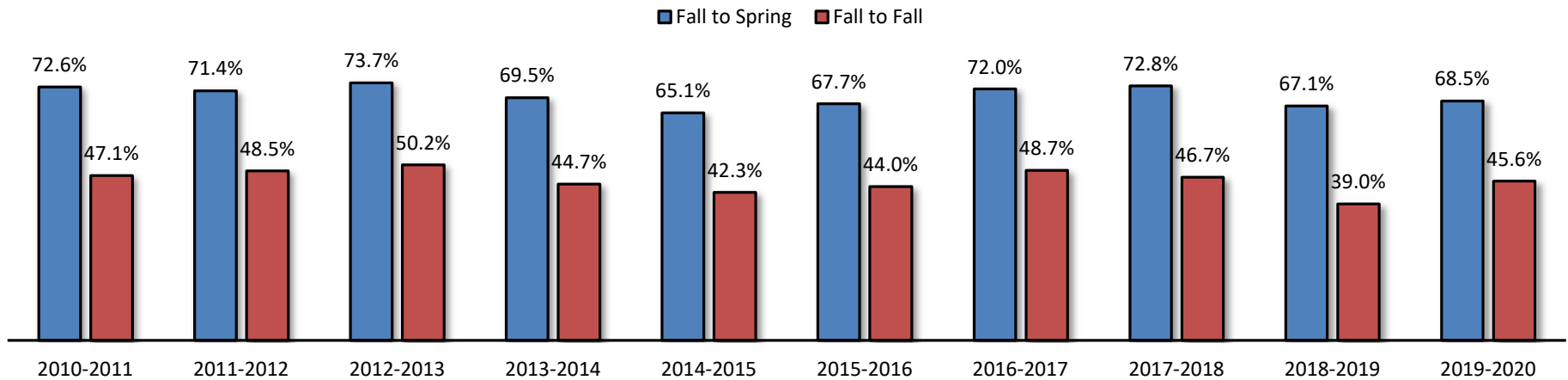
Source: IPEDS Fall Enrollment

2.3 Developmental Student Retention

Fall to Spring Retention	Fall-10 to Spring-11	Fall-11 to Spring-12	Fall-12 to Spring-13	Fall-13 to Spring-14	Fall-14 to Spring-15	Fall-15 to Spring-16	Fall-16 to Spring-17	Fall-17 to Spring-18	Fall-18 to Spring-19	Fall-19 to Spring-20
Fall Developmental Students*	1,152	1,029	1,039	941	886	666	610	486	310	248
Students Returning in Spring	835	734	766	652	577	450	439	354	207	170
<i>Percent Returned</i>	72.5%	71.3%	73.7%	69.3%	65.1%	67.6%	72.0%	72.8%	66.8%	68.5%
Fall Graduates	1	1	0	2	0	1	0	0	1	0
Non-Returners/Non-Completers	316	294	273	287	309	215	171	132	102	78
Adjusted Fall to Spring Retention Rate	72.6%	71.4%	73.7%	69.5%	65.1%	67.7%	72.0%	72.8%	67.1%	68.5%

Fall To Fall Retention	Fall-10 to Fall-11	Fall-11 to Fall-12	Fall-12 to Fall-13	Fall-13 to Fall-14	Fall-14 to Fall-15	Fall-15 to Fall-16	Fall-16 to Fall-17	Fall-17 to Fall-18	Fall-18 to Fall-19	Fall-19 to Fall-20
Fall Developmental Students*	1,152	1,029	1,039	941	886	666	610	486	310	248
Students Returning in Fall	535	491	520	417	372	292	293	221	115	107
<i>Percent Returned</i>	46.4%	47.7%	50.0%	44.3%	42.0%	43.8%	48.0%	45.5%	37.1%	43.1%
Fall, Spring and Summer Graduates	8	8	2	4	3	1	4	6	6	6
Non-Returners/Non-Completers	609	530	517	520	511	373	313	259	189	135
Adjusted Fall to Fall Retention Rate	47.1%	48.5%	50.2%	44.7%	42.3%	44.0%	48.7%	46.7%	39.0%	45.6%

Developmental Student Retention



Source: Colleague Census Files

*Students enrolled in ENG*028, EN*0133, ENG*090, EN*0141, EN*0142, ENG*095, EN*0202, EN*0203, ENG*080, EN*0215, ENG*085, MT*0103, MTH*070, MT*0204, MTH*080,