



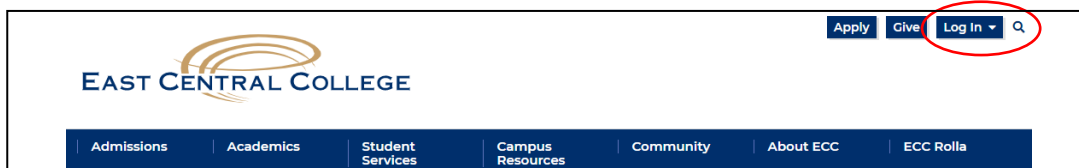
## FINANCIAL AID – Are You Ready?

Did you know you have to apply for Financial Aid every year? The FAFSA (Free Application for Federal Financial Student Aid) determines the types and amounts of Financial Aid you are eligible to receive every year including grants, loans, A+ and some scholarships.

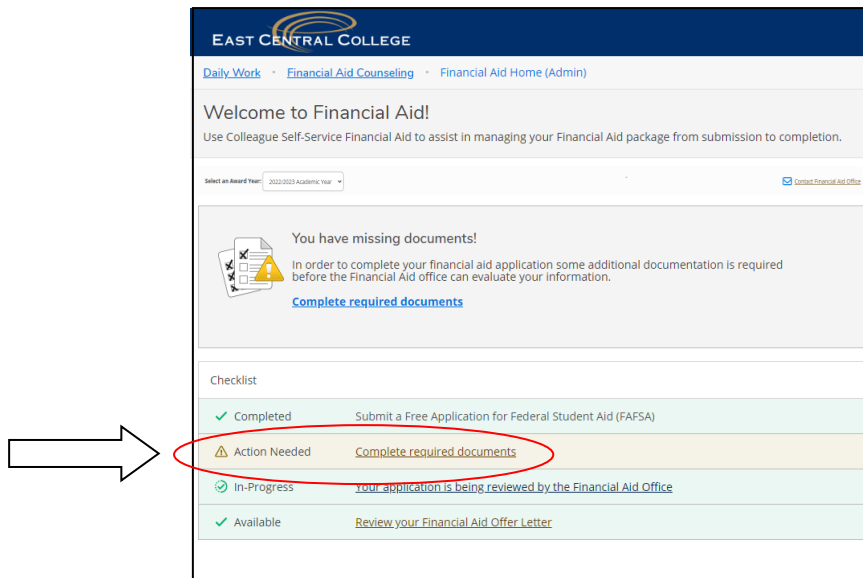
To receive funding for the Fall 2024 semester, the 2024-2025 FAFSA must be completed at <https://studentaid.gov/> and you must also have a completed Financial Aid File. A randomly selected percentage of students will be asked to provide additional documents for **verification** – checking accuracy of information on the FAFSA - and until those documents are received and reviewed, your Financial Aid File will not be complete, and you will not receive any funding.

### How to Check for a Completed Financial Aid File

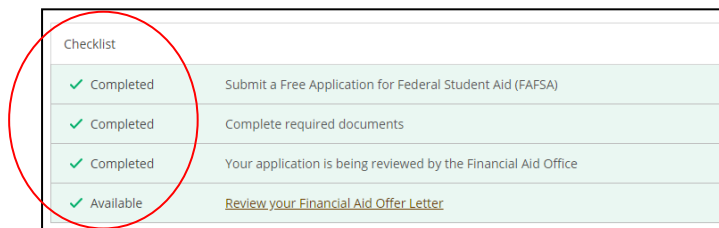
Go to [www.eastcentral.edu](http://www.eastcentral.edu) and under **Log In** choose **MyECC** & log in with your ECC username and password. If you have not yet reset your password, use the temporary password provided in your acceptance letter to do so.



After logging in, click on **Financial Aid** -> **Select an Award Year** -> **Choose** -> **2024/2025 Academic Year**



Your Financial Aid File is **Not Complete**. Click on the “Action Needed” link to see what you still need to do.



Your Checklist is Completed. Congratulations! Your Financial Aid File is **Complete**!